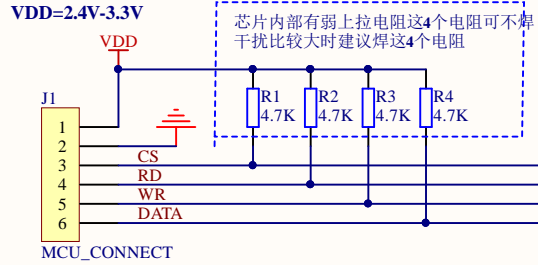
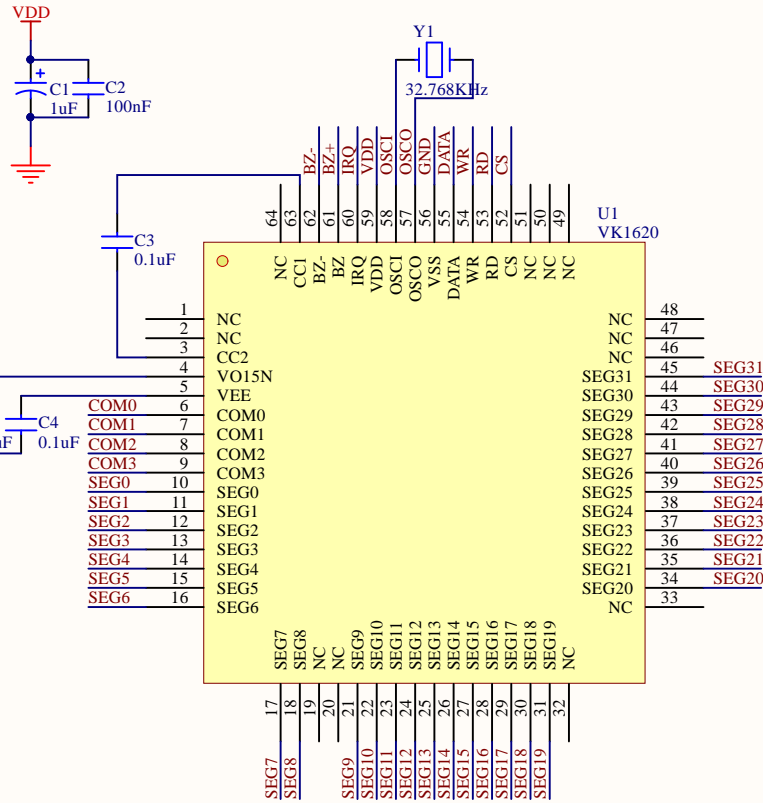
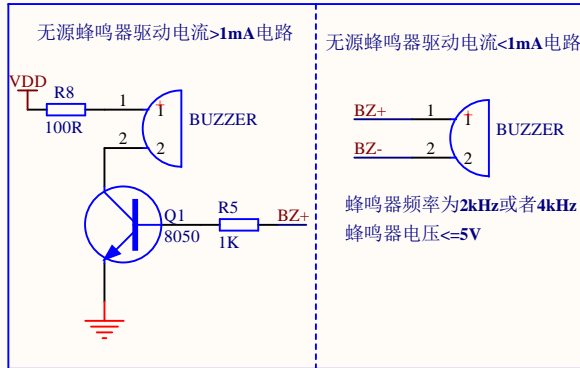


VK1620参考电路

LCD只显示时RD脚可以悬空不连接
周围干扰比较大时可以在通讯脚上串10R到1k电阻和pF级对地小电容




对于 1/2 Bias, VDD =2.4V~3.3V, VEE =0V, VicD (LCD 电压)= VpD-VEE=2.4V~3.3V
对于 1/3 Bias, Vop =2.4V~3.3V, VEE =-1/2 Vpp, VicD (LCD 电k)= Voo-VEE =3/2 Vop =3.6V~4.9V



建议芯片的COM脚和LCD的COM脚顺序1对1连接
SEG脚为了PCB走线方便可打乱顺序

注意写软件时显示RAM对应的顺序也要改过来



VK1620_Sch

A4

Number: 1

VERSION: V12

2026/5/29

Time: 17:24:24

Sheet of 1

